



Embellishing Breeze DESIGNS

WWW.EMBELLISHINGBREEZE.COM

*Summer Wholesale
Special*

ICE DYED TEES OR
SWEATSHIRTS

WHAT IS ICE DYE?

Ice dyeing is a dyeing technique that uses ice to create unique color patterns on fabric. Instead of applying liquid dye, powdered dye is sprinkled on ice cubes placed over the fabric, and as the ice melts, the dye is absorbed into the fabric, creating vibrant, watercolor-like effects.

This method is known for its ability to "split" colors, leading to unexpected and visually appealing designs.

- Instead of mixing dye powder with water and applying it directly to the fabric, powdered dye is sprinkled onto ice cubes covering the fabric.
- As the ice melts, the dye is released and gradually absorbed into the fabric, creating a watercolor-like effect.
- The melting process can cause the dye to "split" into its component colors, leading to interesting halo and bleed effects.
- Ice dyeing offers a degree of unpredictability, making each piece unique and visually appealing.

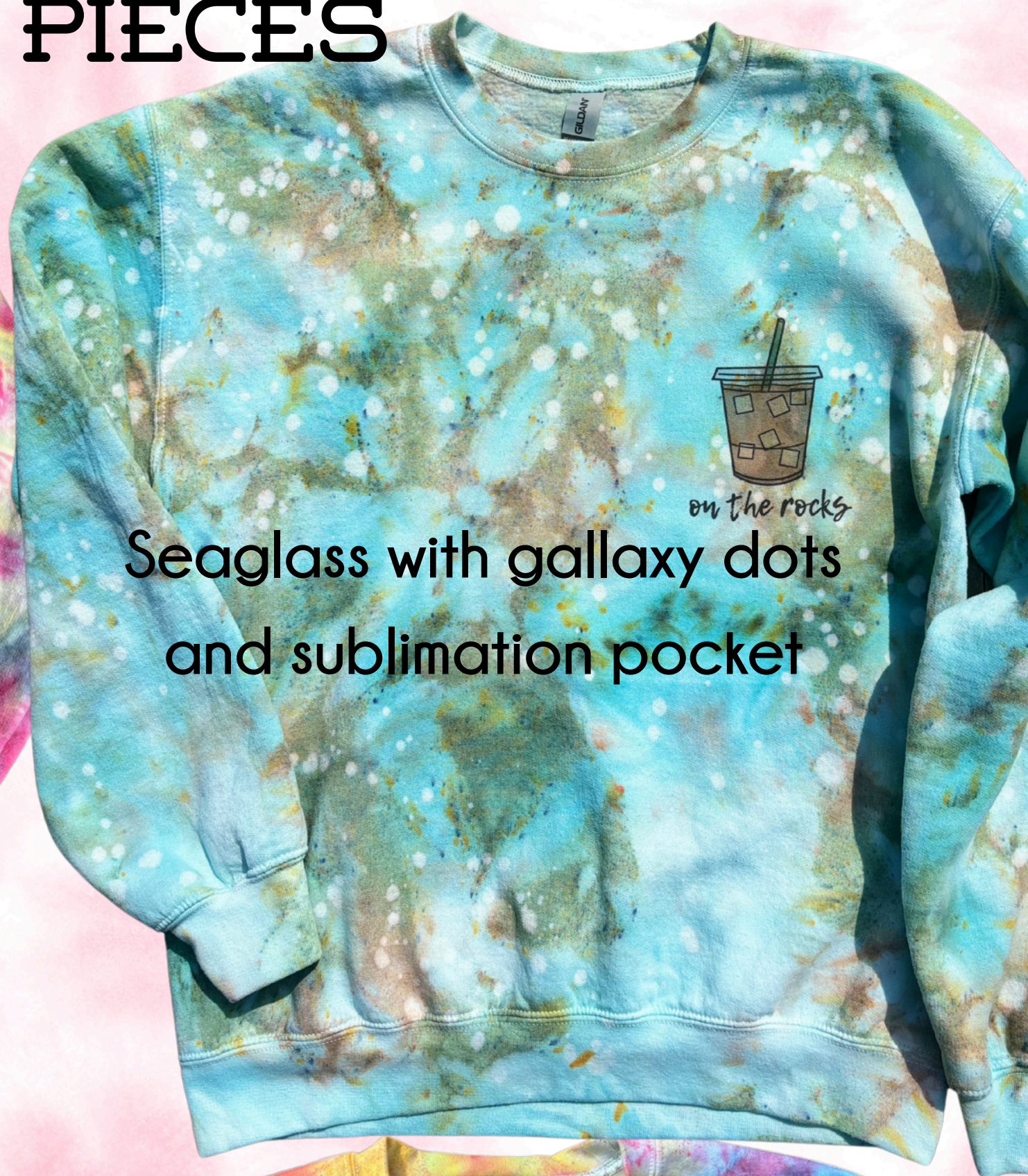
SOME EXAMPLES OF LAST SUMMERS PIECES



SOME EXAMPLES OF LAST SUMMERS PIECES



Citrus Yellow
Hot Pink
Plum Blossom
Seaglass



Seaglass with galaxy dots
and sublimation pocket



Plum Blossom



Rainbow

HOW WE DESIGN...

Let me walk you through the next steps!

1. **Pick Your Tee Type- Tultex or Gildan-** Both have similar soft feel, both are poly/cotton blends which will absorb the dye and still feel soft. I like BOTH and both are a great feel and fit. **How many of that Tee and what sizes?**
2. **Logo design-** what logo or design do you want? A pocket piece? A Pocket and a back? Center?
3. **What TYPE of Logo-** Directly Printed to the garment for a vintage look with Sublimation (this works best with Black logos) or Direct Film transfer- This can be outsourced and pressed on with a heat press. See page 7 for detail explaining the difference.
4. Now the fun part! **What COLORS of Dye** are you thinking? Single color? Multiple colors? Chose up to 4 colors- anything more tends to get a little muddy looking.

SUBLIMATION VS. DTF TRANSFERS

Whats the difference?

Sublimation printing is a technique that uses ink-absorbent paper to print the design onto paper and then transfer it to the substrate using heat. Unlike other printing techniques, the ink chemically bonds with the substrate and becomes a part of it.

The process is simple and quick for great results. Sublimation printing is particularly advantageous for those who want photorealistic images transferred onto clothing such as t-shirts, as it makes it look like the design was almost always part of the clothing.

DTF (Direct-to-Film) is a printing technique that involves printing images directly onto a film sheet using specialized inkjet printers, which is then heat-transferred onto the chosen media.

Though this sounds similar, the subtle difference is that DTF printing can be applied to almost any surface or subject for vivid results thanks to it using a PET sheet rather than ink-absorbent sublimation paper. It sits as an extra layer above the fabric, with a nice texture and great color.

Shirt Brands offered for Ice Dye

Both brands are a cotton/poly blend for softness and absorbant for dyes

Tultex 241 Fine Jersey Tee


Pocket Logo	\$12.00
Front or Back Logo Large	\$13.00
Front & Back Logo	\$17.00
Sublimation One Side	\$11.00
Sublimation Front & Back	\$12.00

Gildan Softstyle Tee


Pocket Logo	\$11.00
Front or Back Logo Large	\$12.00
Front & Back Logo	\$16.00
Sublimation One Side	\$10.00
Sublimation Front & Back	\$11.00

MUST PURCHASE 5 SHIRT MINIMUM OF A STYLE

COLORS CURRENTLY OFFERED IN STOCK



97 Citrus
Yellow



6 Deep
Orange




14 Coral
Pink



7A
Peach



8A Pagoda
Red*



10A Chinese
Red*



12 A Baby
Pink



14 A Hot
Pink



174 Sweet
Pea




51 Plum
Blossom




65
Raspberry




185
Nightshade



60
Lavendar



61 Ice
Blue



24 Navy
Blue




76
Wedgewood
Blue



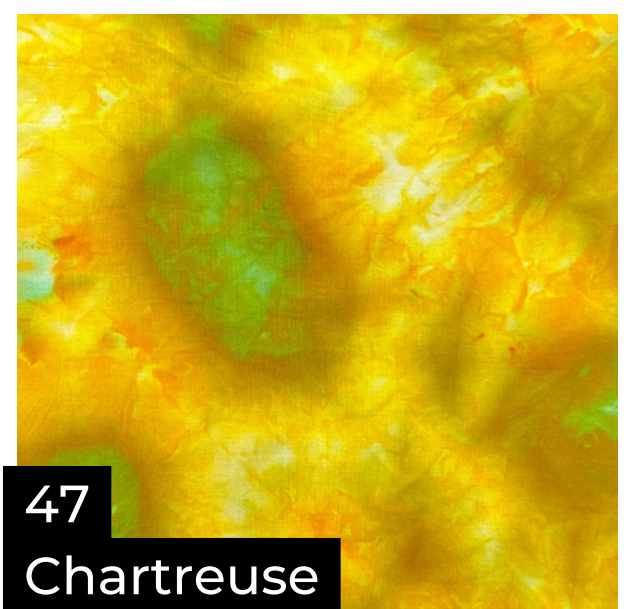
80 Robins
Egg Blue




164 Sea
Glass



29 Bright
Green




47
Chartreuse



143
Wasabi



37
Bronze




38
Khaki




178 Shiitake
Mushroom



6A
Ecrú




150
Gunmetal
Grey



Black Ice



Interstellar



202
Alchemest

If you are not finding a color you are looking for, lets order it! I can send you a list of 100+ colors that we can custom order for an additional \$10

HOW TO ORDER.

Once you have decided on the steps above, please email me at

embellishingbreeze@gmail.com

the answers to those 4 questions above as well as the Logo or Logos in a PNG with Transparent background. I may reach out with additional questions if needed so watch your inbox!

If you have any questions or need help putting colors together please include that in the email. If you have a deadline you would like them done by, please also include that.

Turnaround time is 5-8 days, pending the size of the order, after invoice is paid. It takes 48 hours for the shirts to process in the dye then additional time to wash/dry/ and press the logo.

I LOOK FORWARD TO WORKING WITH YOU

Please reach out with ANY questions or if you need any help decideing on anything whether it be colors or logo design and whats best for you and your business.

This offer is exclusive to my small buisness owners as i want to contiune to provide you the best prices for you and your business. Thank you for entrusting in me!



XOXO,

Bree